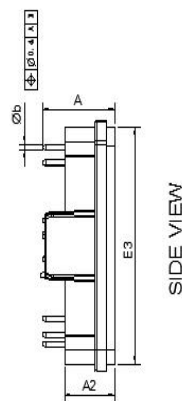
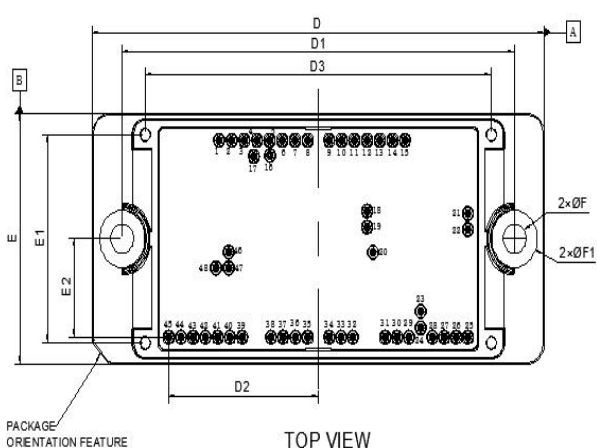
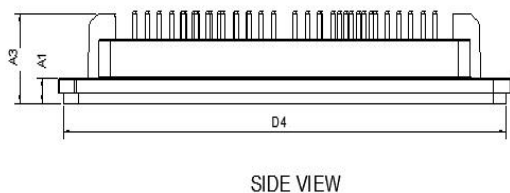




# Q2D



DIM	MILLIMETERS		
	MIN.	NOM.	MAX.
A	16.63	17.23	17.83
A1	4.50	4.70	4.90
A2	11.60	12.00	12.40
A3	16.40	16.70	17.00
b	0.95	1.00	1.05
D	106.80	107.20	107.60
D1	92.90	93.00	93.10
D2	35.25	35.45	35.65
D3	81.80	82.00	82.20
D4	104.35	104.75	105.15
E	46.60	47.00	47.40
E1	38.80	39.00	39.20
E2	18.15	18.45	18.75
E3	44.30	44.60	44.90
F	5.40	5.50	5.60
F1	10.70 REF		
L	5.03	5.23	5.43



PIN	PIN POSITION		PIN	PIN POSITION		PIN	PIN POSITION	
	X	Y		X	Y		X	Y
1	11.9	36.9	23	59.7	4.85	45	0.00	0.00
2	14.9	36.9	24	59.7	1.75	46	14.2	16
3	17.9	36.9	25	70.9	0.00	47	14.2	13
4	20.9	36.9	26	68.1	0.00	48	11.2	13
5	23.9	36.9	27	65.3	0.00			
6	26.9	36.9	28	62.5	0.00			
7	29.9	36.9	29	59.9	0.00			
8	32.9	36.9	30	54.1	0.00			
9	38	36.9	31	51.3	0.00			
10	41	36.9	32	43.6	0.00			
11	44	36.9	33	40.8	0.00			
12	47	36.9	34	38	0.00			
13	50	36.9	35	32.9	0.00			
14	53	36.9	36	30	0.00			
15	56	36.9	37	27.1	0.00			
16	23.95	34.1	38	24.2	0.00			
17	20.15	33.9	39	17.4	0.00			
18	47	23.65	40	14.5	0.00			
19	47	20.65	41	11.6	0.00			
20	48.4	15.95	42	8.7	0.00			
21	70.9	23.2	43	5.8	0.00			
22	70.9	20.2	44	2.9	0.00			